

DUCK AND TURKEY



The global reference position acquired by Giordano Poultry Plast in the poultry industry worldwide is the result, on the one hand, of the experience gained over time, well in excess of half a century, and on the other hand, of the ability not to neglect any of the species raised in the world.

The Company has accordingly deemed it appropriate to gather in a single brochure, for some species of particular economic and potential interest, all the equipment specially designed and produced for that species, thereby simplifying the research and having a dedicated selection available.

This publication is devoted to the Duck and the Turkey.

Due to their physiological, nutritional and reproductive characteristics, these two species require special attention. This is why great care has been lavished on the design and choice of materials, to be able to create products that live up to the best expectations of professional animal husbandry.

The products, described in detail, are divided between the different stages in the life of the animals, from breeding to transport. For their conception and design, such aspects as: animal welfare, duration, safe use and environmental impact, have been paid special regard to.

The Giordano range: always the best response to technical needs, with all-round attention to the dynamics of the global poultry market.



TRAY 5x4 2.0

Cod. 0411005.51

CHARACTERISTICS

Capacity:
20 eggs

Outside dimensions:
299x299x58 mm

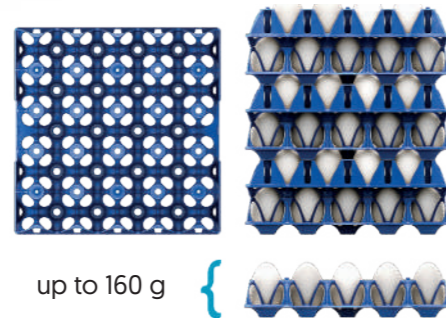

Measure tolerance:
+ 1 mm / - 1 mm

Net weight (kg):
0,150 kg - tolerances +/- 0,003 kg

Number per pallet:
5.000 pcs

Egg size:
medium - large - extra large
(up to 160 g)

Shipping capacity:
55.000 pieces per 20' cnt
115.000 pieces per 40' cnt
126.500 pieces per 40' HC



LINDAMATIC

Cod. 0401001.50

CHARACTERISTICS

Outside dimensions:
675x365x375 mm

Net weight:
2,5 kg

Load resistance:
300 kg

Standard colour:
red

All RAL colours possible from
384 pieces

Shipping capacity

Only Lindamatic:
800 pieces per 20' cnt
1.660 pieces per 40' cnt
1.880 pieces per 40' HC

Lindamatic + Trays:
760 Lindamatic + 22.800 Trays
per 20' cnt
1.570 Lindamatic + 47.100 Trays
per 40' cnt
1.780 Lindamatic + 53.400 Trays
per 40' HC



Cod. 0601001.50
METAL FRAME
Weight:
5 kg



BOX 1 COMPARTMENTS

Cod. 0402003

CHARACTERISTICS



Outside dimensions:
630x420x155 mm

Weight:
1,660 kg

Load resistance:
200 kg

Capacity:
100 chicks

Shipping capacity:
1.020 pieces per 20' cnt
2.080 pieces per 40' cnt
2.392 pieces per 40' HC



BOX 2 COMPARTMENTS TURKEYS

Cod. 0402004.50

CHARACTERISTICS



Outside dimensions:
690x485x205 mm

Weight:
2,250 kg

Load resistance:
200 kg

Capacity:
40 chicks x 2

Shipping capacity:
2.200 pieces per 20' cnt
4.510 pieces per 40' cnt
5.000 pieces per 40' HC



Detail version with raised feet

BOX 4 COMPARTMENTS

Cod. 0402001.50

CHARACTERISTICS


Outside dimensions:
690x490x160 mm

Weight:
1,970 kg

Load resistance:
200 kg

Capacity:
25 chicks x 4

Shipping capacity:
1.050 pieces per 20' cnt
2.100 pieces per 40' cnt
2.500 pieces per 40' HC



POLYFEEDER

Cod. 0307003.50

CHARACTERISTICS

Cod. 0307003.50

Diameter:
400 mm
Circumference:
1.250 mm
Capacity:
60/70 adult turkeys 18/20 kg
Weight:
1,789 kg

Cod. 0307001.50


Weight: 2,119 kg
Shipping capacity:
700 pieces per 20' cnt
1.460 pieces per 40' cnt
1.700 pieces per 40' HC

The combination varies according to the accessories

Cod. 0307003.50
WITHOUT COVER



Cod. 0307050
FIXED VERSION
WITH COVER



Cod. 0307126.50
COMBINATION
10+14



Cod. 0307113.50
COMBINATION
13



Cod. 0307124.50
COMBINATION
10+11



Cod. 0307108.50
COVER




Cod. 0307001.50
PLATE

Cod. 0307109.50
COLLARETTE



DRINKER T-LINE



Cod. 0280102.50
REARING

Cod. 0280103.50
FATTENING BIG CUP



Cod. 0260114.50
COLLARETTE



Cod. 0280104.50
DUCK CUP



Cod. 0260110.50
TURKEY/DUCK
water flow cc/min 75



JUMBO T

Cod. 0201009.50

CHARACTERISTICS

Outside dimensions:
diameter 480 mm
height 650 mm

Weight:
2,057 kg

Drinking capacity:
50/60 adult fattener/breeder

Standard packing:
20 pieces per carton
(700x470x710 mm)

Shipping capacity:
2.080 pieces (104 cartons)
per 20' cnt
4.160 pieces (208 cartons)
per 40' cnt
4.160 pieces per 40' HC



JUMBO 98

Cod. 0211003.50

CHARACTERISTICS

Outside dimensions:
305 mm depth 100 mm
through 100x70 mm
total height 500 mm

Weight:
1,223 kg

Drinking capacity:
50/60 adult fattener

Standard packing:
20 pieces per carton
(330x620x920 mm)

Shipping capacity:
3.000 pieces (150 cartons)
per 20' cnt
6.000 pieces (300 cartons)
per 40' cnt
6.000 pieces (300 cartons)
per 40' HC



Working only suspended

MANOLA T

Cod. 0301003.50
WITH COVER


CHARACTERISTICS

Diameter: 560 mm
Circumference: 1.726 mm
Depth: 112,5 mm
Feeder capacity: 20 kg
50/60 adult turkeys
Weight: 2,6525 kg
Standard packing:
20 cones per carton
680x360x700 mm
20 pans per carton
550x550x930 mm
Shipping capacity:
1.200 pieces per 20' cnt
2.400 pieces per 40' cnt
2.600 pieces per 40' HC



Cod. 0301004.50
WITHOUT COVER

INOVA SLAT



CHARACTERISTICS

Outside dimensions:
1.000x1.000 mm

Weight:
6,850 kg

Loading resistance:
400 kg/m²

Shipping capacity:
460 slats without feet 20' cnt
390 slats with feet 20/30 20' cnt
320 slat with feet 50 20' cnt

Self-supporting

PALMY SLAT

Cod. 0450018.51

CHARACTERISTICS


Outside dimensions:
1.200x1.000 mm

Weight:
6,325 kg

Loading resistance:
200 kg/m²

Standard colour:
yellow

Shipping capacity:
436 pieces per 20' cnt
846 pieces per 40' cnt
966 pieces per 40' HC



Wood/metal support


DRAWER TURKEY

Height 355 mm

SEMI-PIERCED BOTTOM



PIERCED BOTTOM



CHARACTERISTICS

Outside dimensions:
1.160x770x355 mm

Cod. 0107511.50
WITH PIERCED BOTTOM

Weight:
11,300 kg


Cod. 0107512.50
WITH SEMI PIERCED BOTTOM

Weight:
11,650 kg

Shipping capacity:
90 pieces per 20' cnt
180 pieces per 40' cnt
210 pieces per 40' HC

TURKEY COOP

BOTTOM



CHARACTERISTICS

Outside dimensions:
970x580x420 mm

Capacity:
3/4 turkeys depending on
climate and weight

Cod. 0105001.50
ONE DOOR


Weight:
11,640 kg

Shipping capacity:
450 pieces per 20' cnt
900 pieces per 40' cnt
1.035 pieces per 40' HC

Available also with two doors

MINI TURKEY COOP

BOTTOM



CHARACTERISTICS

Outside dimensions:
770x570x420 mm

Capacity:
2/3 turkeys depending on
climate and weight

Cod. 0103001.50
ONE DOOR

Weight:
9,920 kg

Shipping capacity:
500 pieces per 20' cnt
1.000 pieces per 40' cnt
1.100 pieces per 40' HC

Available also with two doors